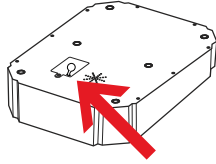
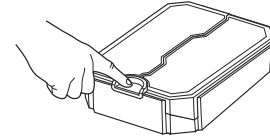



# THE JEDI PATH VAULT OPERATING INSTRUCTIONS

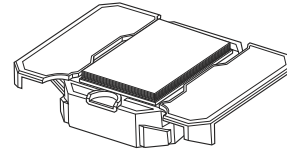
TO OPEN:




1. Remove the plastic tab sticking out from the battery compartment on the bottom of the unit.



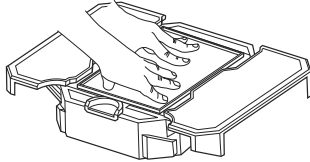
2. Place unit right side up on a table. Firmly press the black button all the way down.



3. When the doors have opened completely and the platform has risen entirely out of the unit, lift the book off the platform.



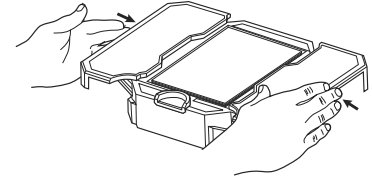
TO CLOSE:



1. Press the platform down into the unit so the left and right sides click into the locked position.



2. Place the closed book on the platform. Make sure it is centered.



3. Place a hand on the outside edge of each door at the center. Push the doors toward each other until they meet and lock into place.

TROUBLESHOOTING:

**Problem:** Both doors are not releasing, the lights and sound are not activating, and/or the book is not rising out of the unit.

**Solution:** Make sure the battery tab is removed, both sides of the platform are locked into place and the doors are locked into place. Press the button firmly all the way down.

**Problem:** The platform begins to rise before the doors are fully open.

**Solution:** The unit must be at room temperature for the hinges, which contain fluid, to operate correctly.

## CUSTOMER SERVICE

If you have questions or comments about this product, you may contact us by:

**E-mail:** [customerservice@beckermayer.com](mailto:customerservice@beckermayer.com)

**Phone:** 425-629-6190 direct, 9:00 a.m.–5:00 p.m. PST, Mondays–Fridays

**Or visit our website:** [www.beckermayer.com/customerservice.html](http://www.beckermayer.com/customerservice.html)

**NOTE: THE PAGES AT THE END OF PART 1 HAVE BEEN TORN INTENTIONALLY FOR DRAMATIC EFFECT.**